
















Teen – Week 9

ONLINE ACTIVITIES



Monday August 4 th	Tuesday August 5 th	Wednesday August 6 th	Thursday August 7 th	Friday August 8 th
MYSTERY MONDAY		WATER WEDNESDAY		EXCURSION FRIDAY
9:00 AM Circle, Time One Word Story	9:00 AM Fractured Fairy Tales Circle, Time	9:00 AM Circle, Time 3 Little Pig Cootie Catchers	9:00 AM Enchanted Forest Pretzel Sticks Circle, Time	9:00 AM Circle, Time Planting Jack's Beanstalk
9:30 – 11:00 AM 1:1 TIME TOGETHER 	9:30 – 11:00 AM 1:1 TIME TOGETHER 	9:30 – 11:00 AM 1:1 TIME TOGETHER 	9:30 – 11:00 AM 1:1 TIME TOGETHER 	9:30 – 11:00 AM 1:1 TIME TOGETHER 
11:00 AM ESSENTIAL SKILLS TL Swap	11:00 AM EXPRESSIVE ARTS + ESSENTIAL SKILLS Story Settings 	11:00 AM EXPRESSIVE ARTS + ESSENTIAL SKILLS Story Telling	11:00 AM EXPRESSIVE ARTS Book Binding + Story Writing 	11:00 AM VIRTUAL FIELD TRIP Fairy Tale Escape Room
12:00 PM LUNCH BREAK	12:00 PM LUNCH BREAK	12:00 PM LUNCH BREAK	12:00 PM LUNCH BREAK	12:00 PM LUNCH BREAK
1:00 PM MYSTERY ACTIVITY 	1:00 PM ESSENTIAL SKILLS Fairy Bites Baking Activity	1:00 PM WATER FIGHT Water Balloons + Super Soakers - Offline Activity - 	1:00 PM ESSENTIALSKILLS 3 Little Pigs STEAM Challenge 	1:00 PM DANCE PARTY - All Camp Participants Invited -
1:45 – 2:45 PM 1:1 TIME TOGETHER 	1:45 – 2:45 PM 1:1 TIME TOGETHER 	1:45 – 2:45 PM 1:1 TIME TOGETHER 	1:45 – 2:45 PM 1:1 TIME TOGETHER 	1:45 – 2:45 PM 1:1 TIME TOGETHER 
2:45PM WIND DOWN	2:45PM WIND DOWN	2:45PM WIND DOWN	2:45PM WIND DOWN	2:45PM WIND DOWN

Teen – Week 9

OFFLINE ACTIVITIES



ACTIVITY	MATERIALS PROVIDED	MATERIALS NEEDED + INSTRUCTIONS
TOSS THE TIARA	<p>Paper Plates (6) Skewers (3) Scissors</p>	<p>Cut out the inside of the paper plates, leaving the outer ring. Decorate however you like! On 3 of the insides of the plates, write the values 25, 50, and 100. Head outside and stick the skewers in the ground in a vertical line, making sure they're sturdy but that most of the skewer is in the air. Put the inside plates with the values on the skewers so they are on the ground. Put the lowest value closest to you. You and your RCS each get 3 paper plate rings. Your goal is to stand away from the skewers and toss the plate ring, getting the most points (all three on the 100 skewer, the furthest away). Take turns playing! For more rounds, move further away from the skewers.</p>
COLOURING	<p>Tangled Sheet Hansel and Gretel Sheet Castle Sheet Markers</p>	<p>Colour the colouring sheets with your RCS! Add any background details you like!</p>
KEY CHAINS	<p>Beads Elastic/String/Key Chain String Key Ring</p>	<p>Put the beads on the string and make a keychain! Tie it together and loop through the keyring. Can you make a pattern?</p>
FAIRY DOUGH	<p>Conditioner Cornstarch Glitter Food colouring</p>	<p><i>Large bowl, spoon</i></p> <p>In your large bowl, mix the conditioner, food colouring, and glitter. Add in the cornstarch and mix with a spoon until almost dry but not crumbly. Knead with your hands until fluffy. Remove and play!</p>

<p>MAD LIBS</p>	<p>Mad Lib Printable Pencil</p>	<p>Fill out the mad lib! Make it as ridiculous as possible!</p>
<p>GAME PACKAGE</p>	<p>Word Search Sheet I Spy Sheet</p>	<p>Grab a pencil, complete the games with your RCS and enjoy! Can you think of some other fairy tale words and make your own Word Search?</p>
<p>GAME<i>Time</i></p>	<p>- Various Games can be signed out by RCS staff from Hearts In Action Resource Catalogue! <i>Must be signed out before the upcoming week of camp.</i></p>	<p>- Already have some games you love to play!? Our RCS Staff can't wait to play your favourite games!</p>
<p>PLAYGROUND</p>	<p>N/A</p>	<p>N/A</p>