

The Resiliency and Success of AdaptAbilities



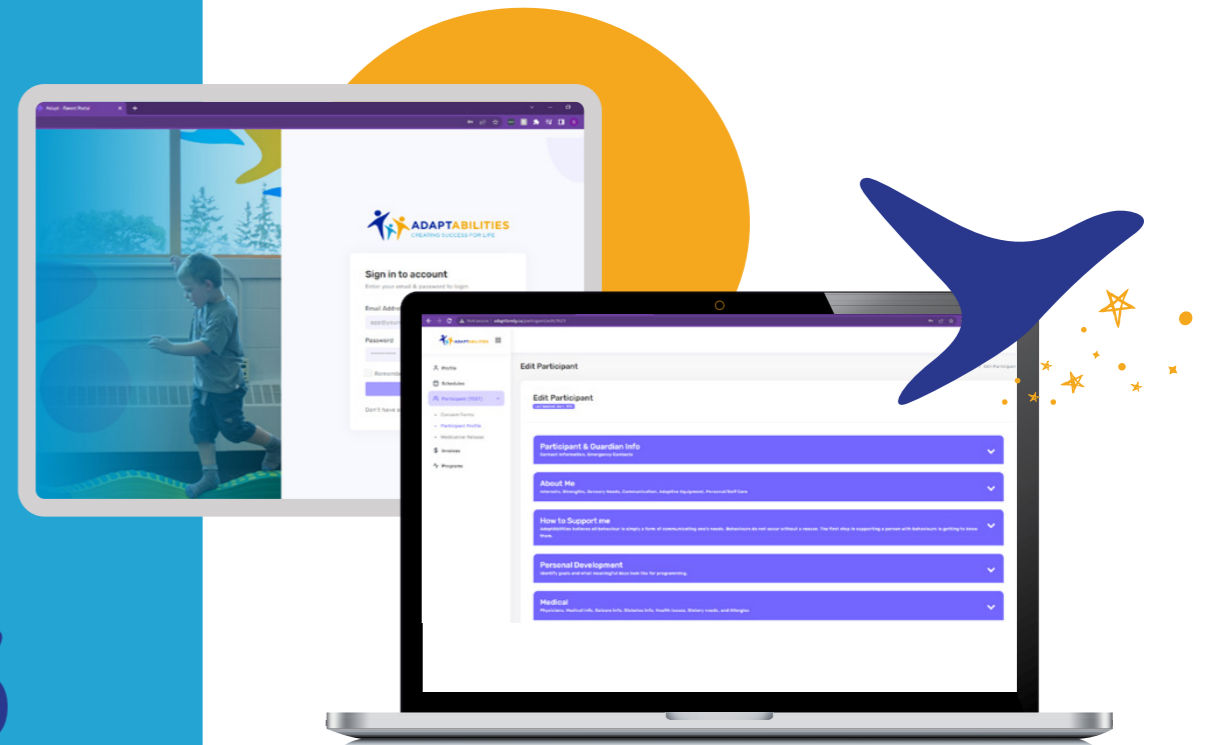
REPORT TO
THE COMMUNITY
2021-2022





Greetings from Michelle

CEO, AdaptAbilities



As I reflect back on this year, I am full of gratitude for our organization and the number of dedicated staff who continue to display extraordinary effort with our participants and their families.

One word that comes to mind is ‘resiliency’ as we navigate new waters and shifting landscapes in a world that looks much different after a few difficult years.

A key focus for this year has been to improve our processes to make life easier for families.

A good example of this is our digital family portal that helps families manage their registration and critical data with us. These automated procedures will make it easier for our organization to expand and scale in the future.



While many non-profits are experiencing disruption these days, I am happy to report that our team is strong and committed to our shared vision. We are focused on supporting them and their goals because they are our organization's most valuable asset.

To do this, we prioritized engagement at our second annual Awards Ceremony held in March. We gathered to share our values, celebrate accomplishments, and enjoy some great food!

Our front-line staff in particular continue to accomplish great things with our participants, and we are so grateful for their efforts.



Our work engaging with our community and building awareness of our organization came to fruition at our annual fundraising event which for the first time was held during breakfast. We gathered hundreds of community supporters at the Westin hotel and shared some incredible stories from our families.

Most importantly we exceeded our fundraising goal and raised almost \$57,000 from this event alone, which shows that our community recognizes the need we fill.



While our organization continues to identify opportunities and work to improve families' lives, there is still so much work to be done.

Many of our participants are becoming adults and their needs are changing. We will adapt to support these evolving goals which will require creativity and a growth-mindset for our organization.

And I have no doubt that we will meet this changing need with the processes we have in place, the community's support and most importantly, the dedicated staff who continue to live our organization's values every day.

With gratitude,

Michelle Hordal,
Founder and CEO

Values:



**CULTIVATE
TEAMWORK**



**DEMONSTRATE
EXTRAORDINARY EFFORT**



**LIVE OUR
PURPOSE**



OPEN TO GROWTH



ACT WITH INTEGRITY

By the Numbers!

2,312 Families Served
As of March 31, 2022

Summer
Camp
2022:



39

Programming
Days

+



179

Unique
Participants


+



393

Summer Camp
Spots Filled





More Than Just Summer Camp!

We provide year-round programs for children, teens and young adults with disabilities.

Our Programs:

- 1.** Centre-based Respite
- 2.** Out-of-School-Care
- 3.** Social Nights
- 4.** In Home Care
- 5.** Community Connect
- 6.** Hearts in Action Day Camps
- 7.** High School Transition



Highlights from HIA 2022



A very important service for
children with special needs.”
- Parent





“The workers are very nice and compassionate with the kids. I am grateful that there are programs like this for kids with special needs. Thank you so much.”

“My daughter had a fantastic experience at camp. She really enjoyed all of the activities and felt very comfortable with the facilitators.”





Participant Spotlight:
**Maya Becomes
Mayor of West
Edmonton Mall**

Can you imagine how much fun you would have if you were in charge of the second largest shopping mall in North America?

This dream came true for one lucky AdaptAbilities participant earlier this year.

In conjunction with West Edmonton Mall and Local Environmental Services, Maya was given the wonderful opportunity to be “Mayor of the Mall.”

Maya and her family were treated to a jam-packed and thrilling day. It all started with a warm and loud welcome from “Brasstactics”, where Maya received her new title of Mayor of the Mall.

Maya then visited penguins at the Marine Life Experience, chatted with a mermaid on the pirate ship and got to play with a mall security dog. Maya also got to visit Build-A-Bear workshop and then finished the day with a sleepover in a theme room at Fantasyland Hotel.

West Edmonton Mall also made a generous donation to AdaptAbilities of \$1000.

We are grateful to both Local Environmental Services and West Edmonton Mall for their support of AdaptAbilities and for naming Maya their inaugural Mayor of the Mall.



PHOTOS BY WEST EDMONTON MALL

What a Morning!

Annual AdaptAbilities
Breakfast Fundraising Event
Celebrates Our Success





Community leaders, supporters, families, political leaders and participants gathered to share stories and lift each other up in community.

We thank emcee Josh Classen from CTV and participating families who shared their stories and outcomes from working with AdaptAbilities.

Most important, we were thrilled to exceed our fundraising goal of \$40,000 to support children, youth and adults with disabilities!

The money raised at the breakfast funds our bursary program and our south side expansion. Bursaries assist families facing financial barriers to access life-changing programs. Our new south side location will enable us to serve more families.

Fundraising Breakfast Facts:

- 378 attendees!
 - 20 event sponsors!
 - Approximately 851 cups of coffee consumed
 - One awesome emcee
- **We raised \$56,848.91 for AdaptAbilities' bursary fund and south side expansion!**



Special thanks to **Shaw Birdies for Kids** presented by **Altalink** for matching donations to help us exceed our fundraising goal!



2021/2022 Donor Recognition

Contributions from April 1, 2021 to March 31, 2022



\$10,000 and above

CN Edmonton Community Board
The Stollery Charitable Foundation
Calgary Shaw Charity Classic Foundation
Enbridge Inc
Edmonton Community Foundation
ATB Financial

\$3,000 to \$9,999

Alberta Computers for Schools
Saint John's Legacy Foundation
Edmonton Public Teachers Charity Trust Fund
Canadian Western Bank
Douglas and Jane Wilson Fund
Koshy and Shirley Cheriyan
Lianne Cawley
Samies I.O.O.B.
At The Helm
Beulah Alliance Church
Oodle Noodle

\$2,000 - \$2,999

Air Canada Foundation
Detheridge Family Fund
Economical Insurance
Federated Co-operatives Limited
Melcor Developments Ltd
RBC Philips, Hager & North Investment
Catapult Marketing

Counsel

Alberta Business Loans
Allstate Insurance Company of Canada
Suncor Energy Foundation
TD Bank Group
Totem Charitable Foundation
Michelle Hordal
Jennifer Neal
Rich Horning

\$1,000 - \$1,999

Harkirat Teja
Chris Hamilton
Alberta Knights of Columbus Charitable
Foundation
Allard Foundation
Brett McElroy
The Great Outdoors Landscaping
Ryan McDonald
Sage Foundation
Frances M Kilgour
Robert Bray Photography
Sheldon and Wendy Bos
Timber Benefits
Dennis and Laurie Mozak
Krystal Belanger
Lucas Wagner
South Side Athletic Club

\$500 - \$999

Cheryl and Gary Kasianiuk
Gold Star Jewellers
Claire R. Potter
Jan Fraser
Jacinta Duffett
Angela Richardson
Sarah Prendergast
Dr. Bryan Layton
Gary Gordon
Kris Augustson

\$250 - \$499

Richfield Plumbing & Heating
Rejuvenation Dermatology
Betty Dean
Derek Pearce
Candice Simpson
Marcel Eden
EIE Medispa
Tami and Keven Lackey
Skyreach Construction
Stephen Siu
Bitcoin Well
Banff Park Lodge
Andy Wong
Elvin Collins
James Freeman
Jean-Jacques Tremblay

Jillian Harris

John & Lynne Gibson
Katharina Kovacs Burns
Kyle Powell
Modern Muse Media

\$5 - \$249

Chris Wolsegger
Gobind Prihar
Wayne & Gale Pearce
Kellie Steele
Yasmine Safari
Avenue Appliance
Lucille Gans
Jenna Horning
Jenny Rodrigue
Jeremy Fuellbrandt
Lesley Smitten Tabler and Sherwin Tabler
Luke Logan
Nails by Rona
Foam Fighters
Tracy & John Albert
Norwood Dental
Long & McQuade Musical Instruments
madebymieuon
Aaron Woods
Faces by Anna
The Derrick Golf and Winter Club
Track N' Trail

Donna Chamberland
Louis Fradette
The Jumping Elephant
Pat L'Hirondelle
University of Alberta Botanic Garden
Century Hospitality Group
Alberta Railway Museum
Amy Gomez
Susie Sykes
Anastasia Elias
Beth Hendricksen
Cheryl Rowbotham
Jennifer Darch
Jennifer Leavitt
Joe & Emma Pivato
Judy Inch
Kelly's Pub
Lorne and Agnes Ma
Marie Soprovich
Mei Sun
Mike Kendrick
Original Joe's
Rose Ginther
Sandra Foot
Sandra Green
Sportfactor
Susan Evanchuk
Theatre Network
Wiggert Hessels
Dani Curial
Meg Stevenson
Kinsmen Pitch & Putt
Mia Gunter
Rabbit Hill Snow Resort
Maggie Chen

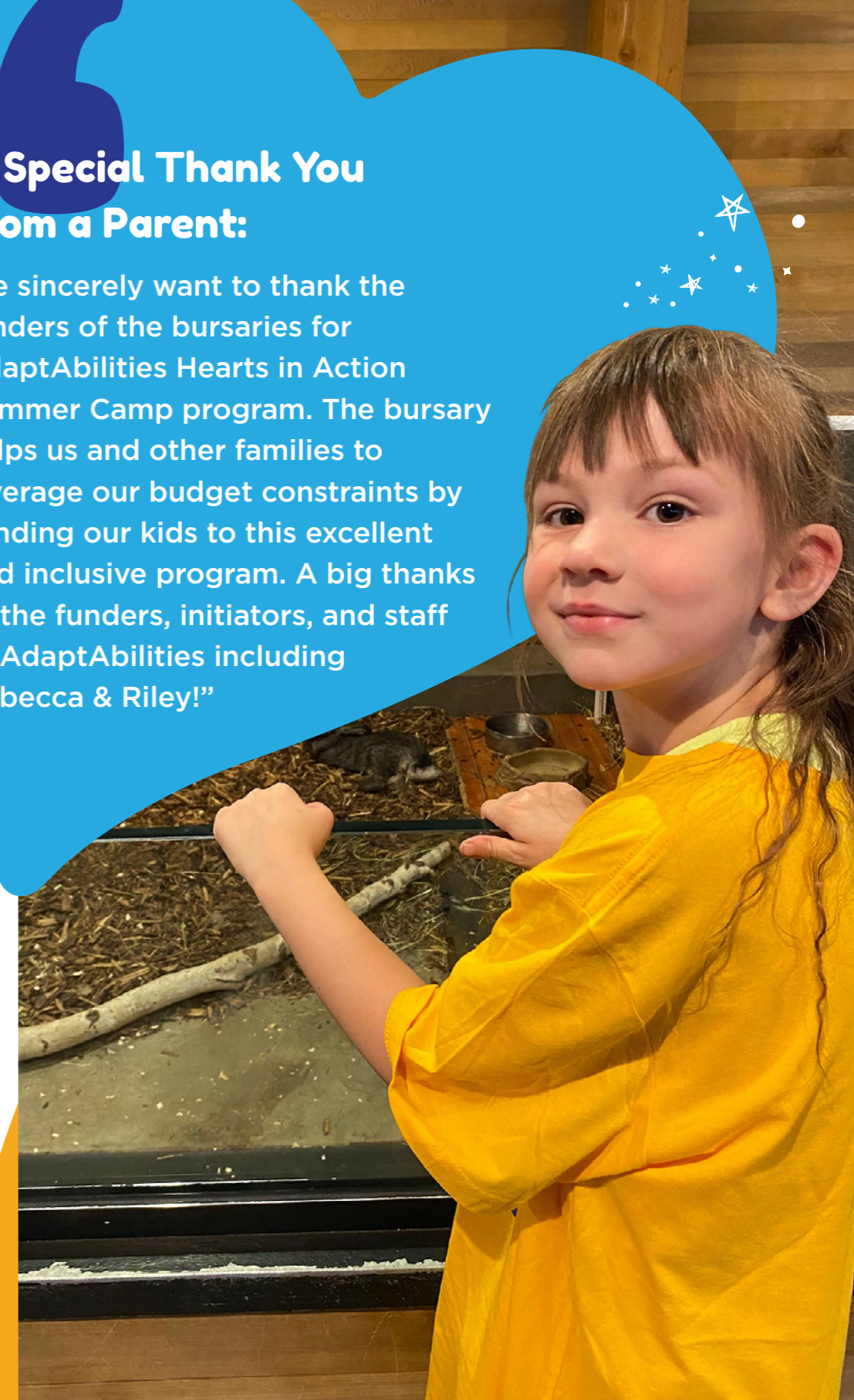
Per Lidman
Carrie Sandboe
Les Csori
Sunterra Market
Vines Wine Merchants
Elwin Worobec
Game OVR
Catherine Leung
Chianti Cafe
Rocky Mountain Soap Company - WEM
Alley Kat Brewing Company
Boston Pizza
Bryan & Judy Lapohn
Christie Galle
Famoso Neapolitan Pizzeria (Magrath)
Famoso Neapolitan Pizzeria (Whyte Avenue)
Greg Treanor
Gwenne Twedde
Jocelyn Cuthbertson
Klaus Portz
Maggie Csori
Marianne Krueger
Mathew Min
Mike Noppers
Sana Bano
Sean Warshawski
Nancy Easton
Kaitlyn Carter
Bernice Darch
Darin Stuckey
Village Goods
Confetti Sweets
Kelly Edye
Purdys Chocolatier
Carol Secord
Amira Raja

Anna Marosi
Ping Chen Lee
Raj Kular
Samantha Lyn Eldoueik
Scott Lemire
Susan Fearnley
Adrian Brisco
Jammy Jorza
Amy Brule
Chizoba Opara
Greg Sweeney
James Myers
Manqing Wen
Marlene Stefaniszyn
Veronica Gortva
Alexandria Onyedika
Bloom Cookies
Dan MacLennan
Mackenzie Cook
Michelle Eastman
Francis-Gabrie Hancu
Doughnut Party
Philippe Beauchamp-Luft
Sujit Majumdar
Yingxi Dong
Christa A Marimo
Ani Lika
Debra Augustyn

A Special Thank You from a Parent:

We sincerely want to thank the funders of the bursaries for AdaptAbilities Hearts in Action Summer Camp program. The bursary helps us and other families to leverage our budget constraints by sending our kids to this excellent and inclusive program. A big thanks to the funders, initiators, and staff of AdaptAbilities including Rebecca & Riley!"

Thank you!



Board Chair Message

Sarah Prendergast



This past year has been one of recovery and rebuilding for our organization. Like most for-impact organizations we have weathered a lot of uncertainty. Retention and recruitment continue to be our biggest challenge but through it all our team has remained fiercely committed to our families.

I would like to take this opportunity to commend the AdaptAbilities leadership and every single employee for focusing on our organization's values while persevering through these challenges.

I'd also like to thank our board for their leadership, dedication and commitment to our cause.

While Covid taught us many lessons, maybe the most important one is how important connection is to every single person.

AdaptAbilities has always considered connection for our participants as an important outcome of our programs, but never before has this been more valuable.

Many of our families have returned and we see the need for disability services is greater than ever.

We look forward to a bright future. We are experienced and resilient, and we will continue to apply our creativity and innovation in a manner that best supports our participants now and into the future.

Warmly,
Sarah Prendergast

Board of Directors

Sarah Prendergast, **President and Treasurer**

Harkirat (Hanna) Teja, **Vice President**

Barb Read, **Secretary**

Stephen Siu, **Director**

A decorative graphic on the right side of the page, featuring a stylized hand in blue and orange holding a heart shape.

Financial Report

| Statement Of Operations | | 2021/2022 | 2020/2021 | 2019/2020 | |
|--|--------------------------------|---------------------|--------------------|--------------------|-----------|
| REVENUES | PDD Service Delivery and Admin | \$743,971 | \$882,043 | \$651,355 | |
| | Grants | 552,598 | 437,729 | 420,678 | |
| | Donations and Sponsorships | 111,097 | 104,786 | 120,990 | |
| | Memberships - Intake | 2,100 | 2,050 | 6,700 | |
| | PROGRAMS | | | | |
| | In-Home | 1,928,722 | 1,764,663 | 2,099,129 | |
| | Community Connect | 1,855,799 | 1,335,422 | 1,919,498 | |
| | Hearts in Action | 317,179 | 244,647 | 736,757 | |
| | After School Care | 147,335 | 171,683 | 427,191 | |
| | Respite Care | 99,400 | 42,749 | 272,720 | |
| | Social Nights | 93,776 | 69,850 | 165,507 | |
| | | \$5,851,977 | \$5,055,622 | \$6,820,525 | |
| | EXPENSES | Salaries & Benefits | 4,824,486 | 3,791,845 | 4,863,556 |
| | | Facility Costs | 378,537 | 386,555 | 429,363 |
| Staff Expenses | | 373,604 | 287,769 | 677,631 | |
| Professional Fees | | 123,595 | 85,087 | 167,356 | |
| Amortization of Capital Assets | | 113,589 | 126,994 | 146,463 | |
| Administrative | | 98,915 | 73,598 | 84,265 | |
| Internet and Technology Support | | 95,211 | 53,653 | 91,413 | |
| Program Expense | | 84,270 | 72,429 | 120,887 | |
| Marketing | | 80,708 | 66,682 | 149,189 | |
| Transportation | | 5,270 | 5,106 | 27,356 | |
| | | \$6,178,185 | \$4,949,718 | \$6,757,479 | |
| Excess of Revenues Over Expenses | | (326,208) | 105,904 | 63,046 | |
| Government Assistance (CEWS) | | 384,460 | 1,174,910 | | |
| Disposal of Capital Assets | | (633) | (334) | 385 | |
| Excess of Revenue Over Expenses | \$57,619 | \$1,280,480 | \$63,431 | | |

| Statement of Financial Position | | 2021/2022 | 2020/2021 | 2019/2020 |
|---------------------------------|---------------------------------------|--------------------|--------------------|--------------------|
| ASSETS | Current Assets | \$1,882,521 | \$1,648,124 | \$527,599 |
| | Term Deposits | 1,015,429 | 1,000,000 | 305,577 |
| | Short Term Investments | | | 59,202 |
| | Accounts Receivable | 893,125 | 970,467 | 364,654 |
| | Interest Receivable | 470 | 14,375 | 840 |
| | Goods and Services Tax Recoverable | 22,186 | 19,258 | 24,814 |
| | Prepaid Expenses | 28,257 | 16,600 | 7,720 |
| | Prepaid Lease | 135,613 | 149,764 | 163,915 |
| | Security Deposit | 29,900 | 28,000 | 24,000 |
| | | \$4,007,501 | \$3,846,588 | \$1,478,321 |
| | Capital Assets | 203,717 | 254,946 | 352,696 |
| Intangible Assets | 100,000 | 100,000 | 100,000 | |
| TOTAL | \$4,311,218 | \$4,201,533 | \$1,931,017 | |
| LIABILITIES AND NET ASSETS | CURRENT | | | |
| | Accounts Payable | \$111,739 | \$101,589 | \$56,733 |
| | Wages Payable | 178,796 | 209,904 | 150,183 |
| | Bonuses Payable | 19,750 | 30,220 | 36,000 |
| | Deferred Revenue | 1,259,016 | 1,169,296 | 271,831 |
| | Deferred Capital Contributions | 59,670 | 65,896 | 72,122 |
| | TOTAL | \$1,628,971 | \$1,576,905 | \$586,869 |
| NET ASSETS | Unrestricted Net Assets | 1,978,200 | 1,875,579 | 503,574 |
| | Internally Restricted Net Assets | 560,000 | 560,000 | 560,000 |
| | Net Assets Invested in Capital Assets | 144,047 | 189,049 | 280,574 |
| | | \$2,682,247 | \$2,624,628 | \$1,344,148 |
| | | \$4,311,218 | \$4,201,533 | \$1,931,017 |





ADAPTABILITIES
CREATING SUCCESS FOR LIFE

FIND US AT

adaptabilities.ca

 [@AlbertaAdaptAbilitiesAssociation](https://www.linkedin.com/company/AlbertaAdaptAbilitiesAssociation)

 [@AdaptAbilities](https://www.facebook.com/AdaptAbilities)

 [@adaptabilities](https://www.instagram.com/adaptabilities)

 [@AdaptAbilities](https://twitter.com/AdaptAbilities)

McKernan Respite Centre | McKernan House | Orange Hub | Whyte Ave Head Office